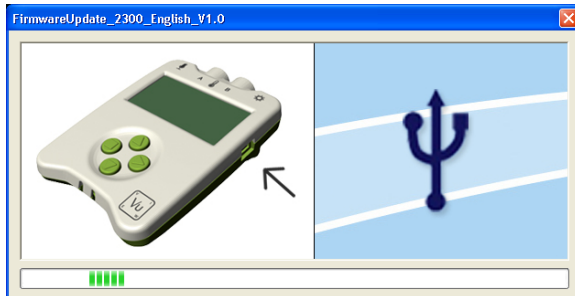


## Updating EASYSense Vu's Firmware

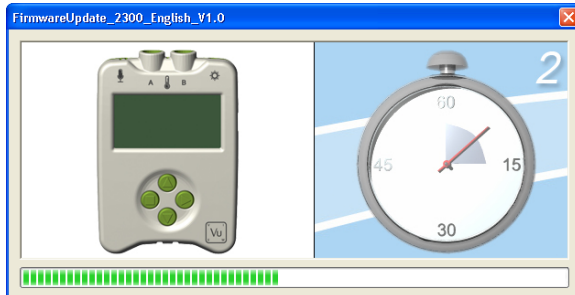
Occasionally Data Harvest may release updated firmware which will contain improvements or new features. Updates will be made available from the [Data Harvest website](#).

To update the firmware of your **EASYSense Vu** logger:

**Step 1.** Copy the English Firmware Update for Vu onto the hard disc of your computer and run the .exe.

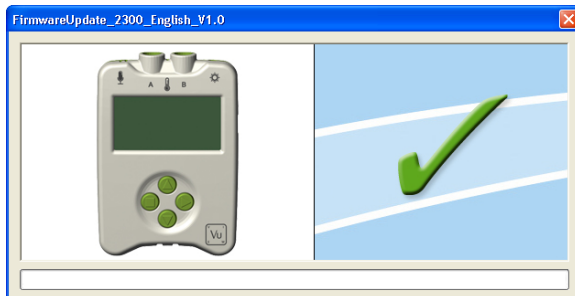


**Step 2.** Connect Vu to the computer using the USB cable.



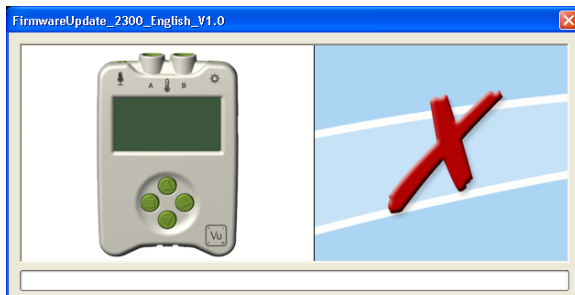
**Step 3.** Wait for a few seconds.

A progress bar will indicate Vu is being programmed.



A **tick** will indicate if the process was successful. Disconnect Vu.

If you wish to repeat this process, connect another Vu and click on the update window.



A **cross** will indicate that an error occurred. Click on the update window to go back to the start screen and re-program.

**Step 4.** Exit the program.